



Chief Investment Officer:
Arthur Thompson, CFA



Financial Services Provider No. 851
Reg. No.: 2002/031731/07
Directors: DI Dodds, AD Thompson

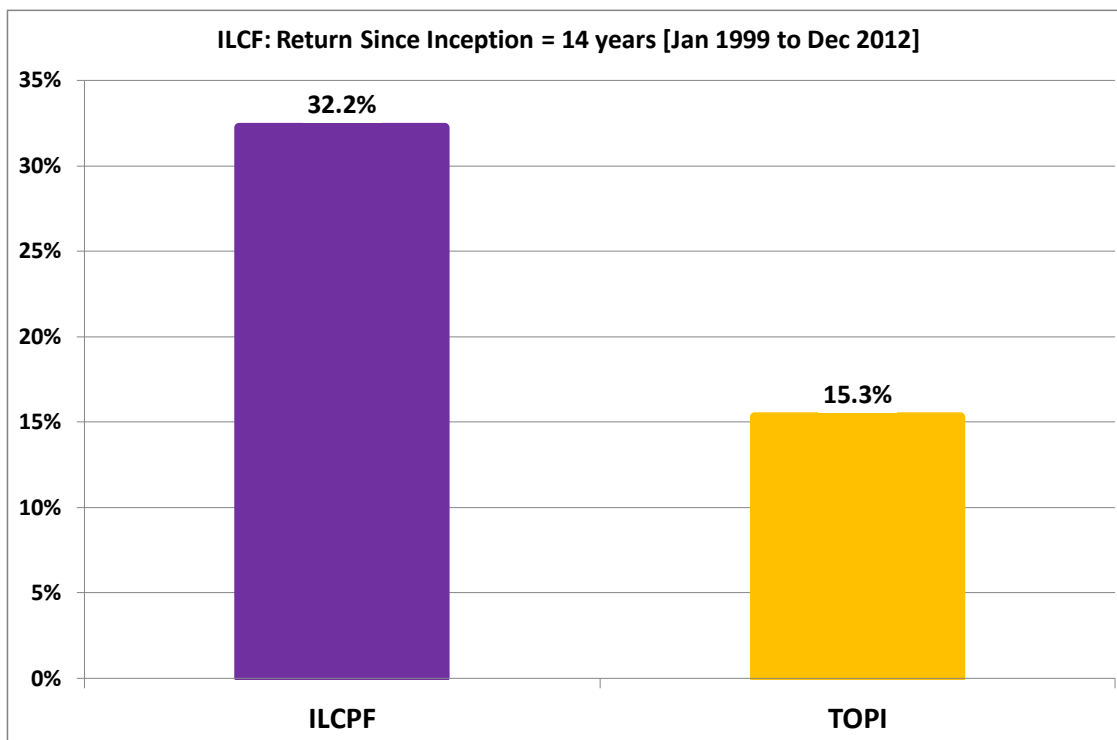
Starting Date: January 1999
Reporting Date: August 2013

Integre Large Cap Prescient Fund

DATA SHEET *

Fund Objective: To produce a superior return to the benchmark FTSE-JSE Top40 Index (TOPI) over the longer-term, without excessive increase of the risk exposure of the portfolio.

Strategy: The portfolio management strategy of the Fund is based on fundamental factors, pertaining to each quoted company in the FTSE-JSE Top40 Index (the TOPI). The TOPI is a free-float Market Capitalisation-weighted Index, published by the FTSE- JSE and is readily available to Investors. The Satrix 40 ETF is derived from the TOPI and can be easily traded on the JSE. These factors make the TOPI a viable and realistic benchmark and an excellent comparison with ILCF.



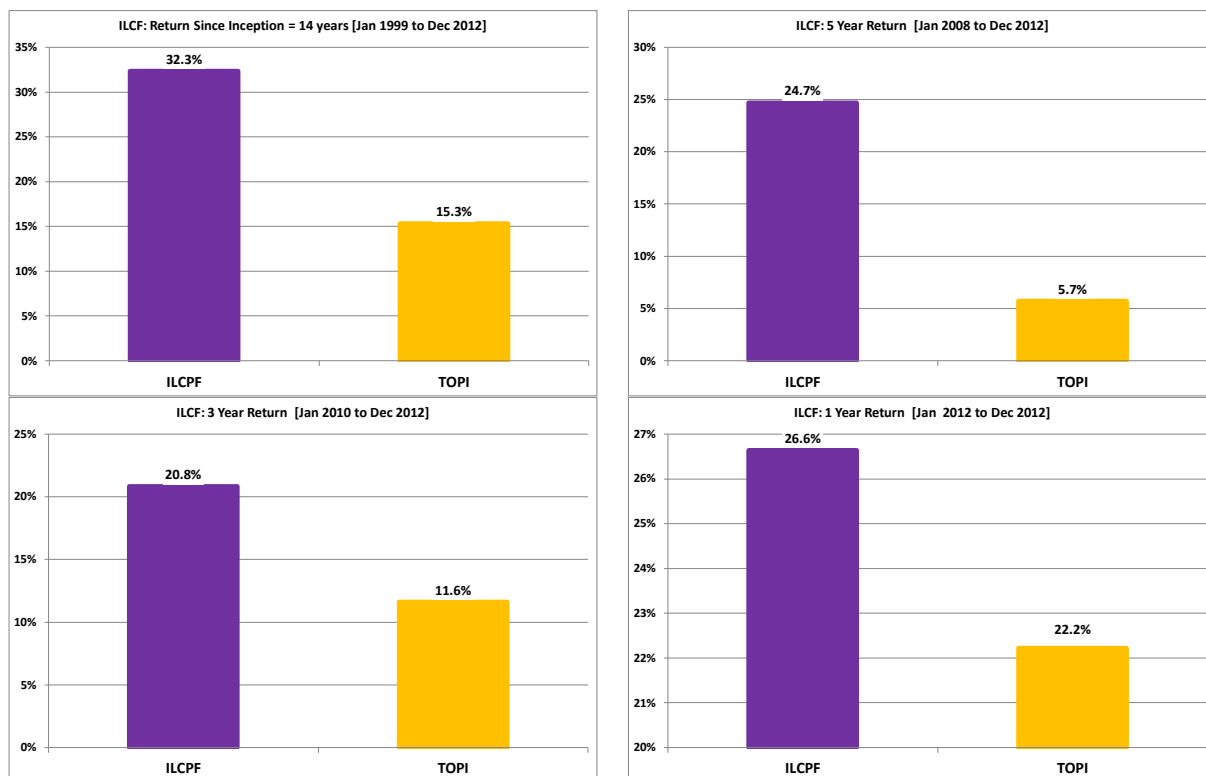
ILCPF Performance (14 calendar years)		
Jan 1999 - Dec 2012	ILCPF	TOPI
Return (p.a.)	32.3%	15.3%
Highest (% p.a.)	114.5%	69.4%
Lowest (% p.a.)	-6.5%	-26.2%
Std. Dev. (Monthly)	6.8%	5.8%

Note: The Standard Deviation has been calculated using monthly data for the period January 1999 to December 2012 = 168 data points. The relative size of the statistic is comparable.

Discussion and Methodology

The FTSE-JSE Top40 Index (TOPI) consists of the largest companies listed on the exchange ranked by market capitalisation, meeting the Index inclusion rules. The TOPI is rebalanced quarterly and is continuously reweighted as the constituent share prices alter. The Satrix 40 ETF (Exchange Traded Fund) is based on the TOPI Index and is an efficient passive investment vehicle, which meets the criteria for a good, client-centric basis of comparison.

The comprehensive methodology used analyses the fundamental data for each TOPI constituent share and subjects these to further fundamental filters and calculations to produce a ranked list of shares. The selection process has been constant since inception thus permitting comparability between the ILCF and benchmark for all periods. The portfolio is rebalanced periodically per the strategy and the proceeds (including dividends) reinvested in the portfolio's constituents.

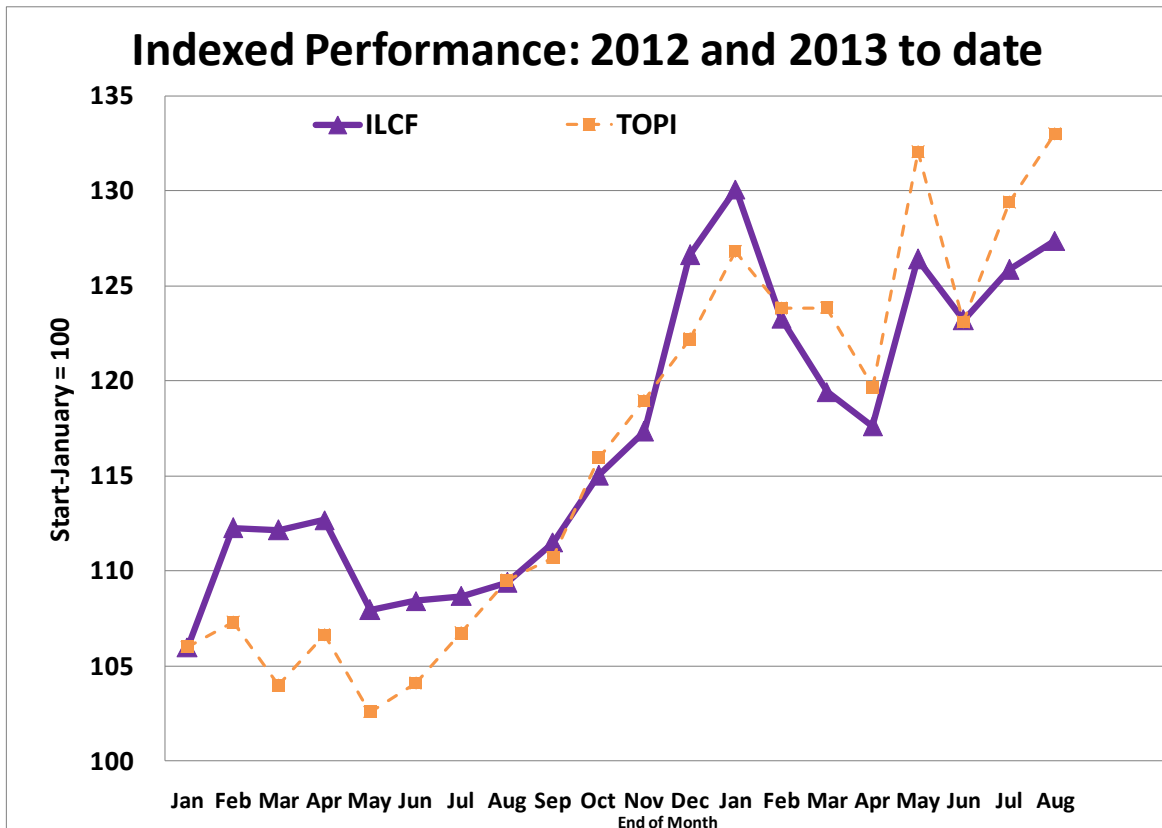


- The graphs above present the Integre Large Cap Fund strategy (ILCF) and the TOPI for the period. Comparison to the TOPI Index illustrates the relative performance of the investment strategy. (Dividends are reinvested and returns are geometrically linked).

Note: Returns are calculated after accrued dividends but before management fees, stockbroker charges, tax, etc. Integre does not participate in any stockbroker charges and there are no administrative or hidden charges. Shares and cash are held at approved institutions, namely Investec Securities and Prescient Management Company (the Fund's Administrator).

Recent Performance

The above graphs illustrate performance annually, by calendar year. Performance in 2013 to date is illustrated in the Graph below. The 12 months of 2012 have been provided as context for the months in 2013. (Jan. 2012 is on the left, most recent month on right; end-December 2011 = 100).



*** Important Note:** The above graphs and returns have been calculated using a “point-in-time” model utilising data that we believe to be from reliable sources. The returns illustrated exclude Integre management fees and also exclude any fees and charges that may be incurred through the use of third-parties such as stockbrokers. Furthermore, **the above are not physically-real portfolios** and the positive or negative effect of factors such as liquidity and market impact are not known. The ICLF portfolio started in July 2011 and the above reflects the theoretical performance as detailed in this document.

Disclaimer: Past investment performance is not a guide to future performance and is not represented as such. Investors in financial instruments need to be aware that these instruments and their derivatives may be volatile in terms of price and investment returns. While the accuracy thereof is not guaranteed or implied we have made reasonable efforts to represent the information in a fair and unbiased format.